

PRODUCT DATASHEET

HO 80 W/865

LUMILUX T5 HO | Tubular fluorescent lamps 16 mm, high output, with G5 base



AREAS OF APPLICATION

- Industry
- Public buildings
- Offices
- Tunnels, underpasses
- Car parks
- Outdoor applications only in suitable luminaires

PRODUCT BENEFITS

- Excellent luminous flux
- Up to 20 % more economical than LUMILUX T8
- Up to 50 % smaller volume than comparable T8 lamps

PRODUCT FEATURES

- Very good lumen maintenance: 90 % throughout the service lifetime of the lamp
- Long average lifetime: up to 24,000 h (with QUICKTRONIC ECG)
- Good color rendering group: 1B (R_a : 80...89)
- Dimmable



TECHNICAL DATA

Electrical data

Nominal voltage	152 V
Rated lamp efficacy (HF data 25 °C)	71 lm/W
Rated wattage	79.80 W
Nominal wattage	80.00 W

Photometrical data

Color rendering index Ra	≥80
Rated luminous flux	5700 lm
Luminous flux at 25 °C	5700 lm
Luminous flux at 35 °C	6650 lm
Light color	865
Rated color temperature	6500 K
Nominal luminous flux	5700 lm
Light color (designation)	LUMILUX Cool Daylight
Rated LLMF at 2,000 h	0.95
Rated LLMF at 4,000 h	0.93
Rated LLMF at 6,000 h	0.92
Rated LLMF at 8,000 h	0.90
Rated LLMF at 12,000 h	0.90
Rated LLMF at 16,000 h	0.90
Rated LLMF at 20,000 h	0.89
Color temperature	6500 K
Luminous flux	5700 lm
Color rendering index Ra	≥80

Dimensions & weight



Tube diameter	16 mm
---------------	-------

Length	1449 mm
Length with base excl. base pins/connection	1449.00 mm
Diameter	16.0 mm
Maximum diameter	16.0 mm

Temperatures & operating conditions

Rated ambient temp.w.max.luminous flux	35.0 °C
---	---------

Lifespan

Service life	19000 h ¹⁾
Lifespan	24000 h ¹⁾
Rated lamp survival factor at 2,000 h	0.99
Rated lamp survival factor at 4,000 h	0.99
Rated lamp survival factor at 6,000 h	0.99
Rated lamp survival factor at 8,000 h	0.99
Rated lamp survival factor at 12,000 h	0.99
Rated lamp survival factor at 16,000 h	0.97
Rated lamp survival factor at 20,000 h	0.85
Operation mode LLMF/LSF	HF
Rated lamp life time	24000 h
Nominal lamp life time	24000 h

¹⁾ With preheat ECG

Additional product data

Base (standard designation)	G5
Mercury content	1.7 mg
Show WEEE picto	Yes
Product remark	Suitable for ECG operation only/Lamp designed for internal luminaire temperatures of 30...40 °C; optimum luminous flux achieved at 35 °C

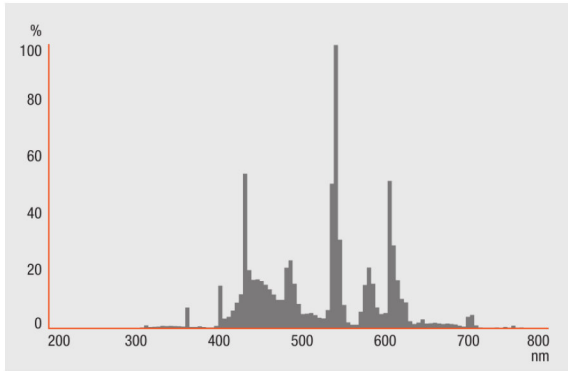
Capabilities

Dimmable	Yes
Suitable for indoor	Yes

Certificates & standards

Energy efficiency class	A
Energy consumption	88 kWh/1000h

Light Distribution



Spectral power distribution

Wiring Diagram



Wiring diagram



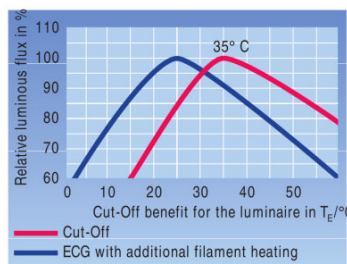
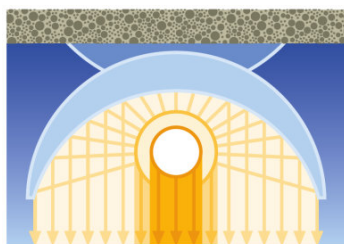
Wiring diagram

SYSTEM GUARANTEE

OSRAM System+ Guarantee in combination with OSRAM ECGs

SAFETY ADVICE

In case of lamp breakage: www.ledvance.com/brokenlamp



Others graphics

Others graphics

LOGISTICAL DATA

Product code	Packaging unit (Pieces/Unit)	Dimensions (length x width x height)	Gross weight	Volume
4050300515113	Unpacked 1	1461 mm x 12 mm x 17 mm	115.00 g	0.30 dm ³
4050300515120	Shipping carton box 40	1500 mm x 107 mm x 194 mm	6258.00 g	31.14 dm ³
4050300591803	Sleeves 1	1470 mm x 20 mm x 22 mm	159.00 g	0.65 dm ³
4050300591810	Shipping carton box 20	1482 mm x 83 mm x 104 mm	3450.00 g	12.79 dm ³

The mentioned product code describes the smallest quantity unit which can be ordered. One shipping unit can contain one or more single products. When placing an order, for the quantity please enter single or multiples of a shipping unit.

REFERENCES / LINKS

For more information on the system guarantee and the terms and conditions of the guarantee visit www.ledvance.com/system-guarantee

DISCLAIMER

Subject to change without notice. Errors and omission excepted. Always make sure to use the most recent release.

LUMILUX T5 HO | Tubular fluorescent lamps 16 mm, high output, with G5 base

Product name	Product name ECG	EAN	Nominal current	Nominal wattage + Power loss	Luminous flux at 35 °C	Number of lighting outlets
HO 80 W/865	QT-FQ 2x80	4050300825564	0.76 A	175.00 W	6300 lm	2
	QTi 1x35/49/80 DIM	4050300870540	0.39 A	88.10 W	6150 lm	1
	QTi 1x35/49/80 GII	4008321383372	0.38 A	85.00 W	6150 lm	1
	QTi 2x35/49/80 DIM	4050300870984	0.74 A	165.00 W	6150 lm	2
	QTi 2x35/49/80 GII	4008321658951	0.70 A	167.00 W	6150 lm	2
	QTi DALI 1x35/49/80 DIM	4050300870342	0.39 A	88.10 W	6150 lm	1
	QTi DALI 2x35/49/80 DIM	4050300870441	0.74 A	165.00 W	6150 lm	2
	QTP5 1x80	4008321329059	0.38 A	86.00 W	6150 lm	1