



CorePro LEDtube EM/ Mains T8



CorePro LEDtube 1200mm 15.5W 865 T8

Philips CorePro LEDtubes are the quick and easy way to replace T8 fluorescent or other LED tubes with a fast pack back time. Not only does the Core range of LEDtubes require a low initial investment, but LED energy efficiency also delivers instant savings that you can bank on over a long and reliable lifetime. Plus, with the same lamp size and light distribution as fluorescent alternatives, you'll never know the difference. There are two ways to install these LED tubes: Rewire your existing fluorescent-based luminaires so the CorePro LEDtubes work directly on the Mains. Or simply change the fluorescent starter to an LED starter that can be used with your Electromagnetic ballasts.

Warnings and Safety

- NOTE: The overall energy efficiency and light distribution of any installation that uses these lamps will be determined by the design of the installation.
- Installation must be done according to the installation diagrams provided with the lamp or available online. Installation must be done by a certified professional.

Product data

General Information		Light Technical	
Cap-Base	G13 [Medium Bi-Pin Fluorescent]	Color Code	865 [CCT of 6500K]
Nominal lifetime	50,000 hour(s)	Beam Angle (Nom)	240 degree(s)
Switching Cycle	200,000	Luminous Flux	1,800 lumen
Lighting Technology	LED	Color Designation	Cool Daylight
Flux measurement reference	Sphere	Correlated Color Temperature (Nom)	6500 K
CE mark	Yes	Luminous Efficacy (rated) (Nom)	116 lm/W
EU RoHS compliant	Yes	Color Consistency	<6
		Color rendering index (CRI)	80
		LLMF At End Of Nominal Lifetime (Nom)	70 %

CorePro LEDtube EM/Mains T8

Flickering value (PstLM)	1
Stroboscopic effect value (SVM)	0.9
Photobiological safety according to EN 62471	RG0

Operating and Electrical

Line Frequency	50 to 60 Hz
Input Frequency	50 to 60 Hz
Power Consumption	15.5 W
Lamp Current (Nom)	84 mA
Starting Time (Nom)	0.5 s
Warm-up time to 60% light	0.5 s
Power Factor (Fraction)	0.9
Voltage (Nom)	220-240 V
LED alternative to fluorescent lamp power	36 W

Temperature

Ambient temperature range	-20 °C to 45 °C
T-Case Maximum (Nom)	60 °C

Controls and Dimming

Dimmable	No
----------	----

Mechanical and Housing

Bulb Finish	Frosted
-------------	---------

Bulb Material	Glass
Product Length	1,200 mm
Bulb Shape	Tube, double-ended

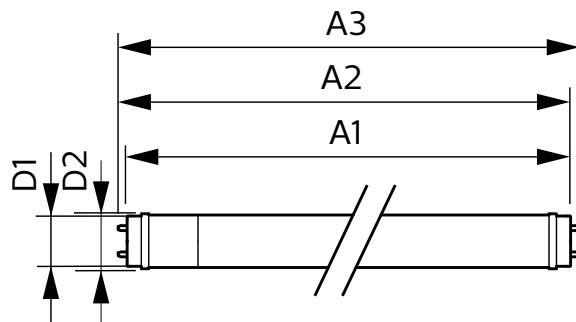
Approval and Application

Energy Efficiency Class	E
Energy Saving Product	Yes
Approval Marks	RoHS compliance CE marking KEMA Keur certificate
Energy Consumption kWh/1000 h	16 kWh
EPREL Registration Number	1384729

Product Data

Full product code	871951444809400
Order product name	CorePro LEDtube 1200mm 15.5W 865 T8
Order code	929003519802
Numerator - Quantity Per Pack	1
Numerator - Packs per outer box	20
Material Nr. (12NC)	929003519802
Full product name	CorePro LEDtube 1200mm 15.5W 865 T8
EAN/UPC - Case	8719514448100
EAN/UPC - Product/Case	8719514448094

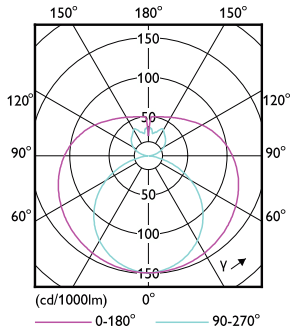
Dimensional drawing



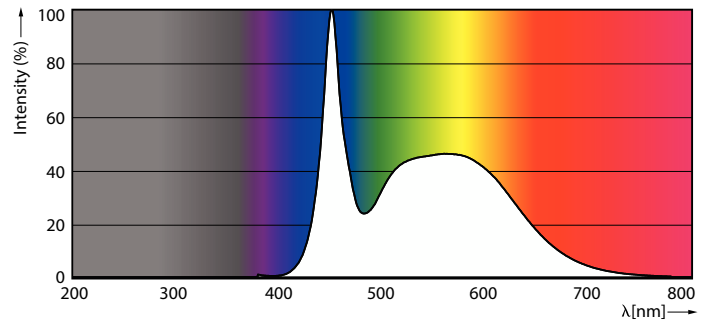
Product	D1	D2	A1	A2	A3
CorePro LEDtube 1200mm 15.5W 865 T8	25.7 mm	28 mm	1,198 mm	1,205 mm	1,212 mm

CorePro LEDtube EM/Mains T8


Photometric data



Light Distribution Diagram - CorePro LEDtube 1200mm 15.5W 865 T8

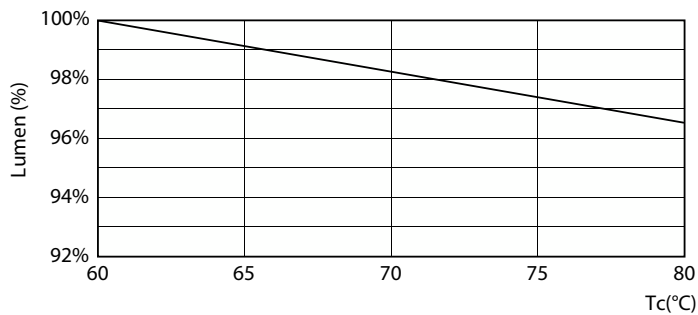


Spectral Power Distribution Colour - CorePro LEDtube 1200mm 15.5W 865 T8

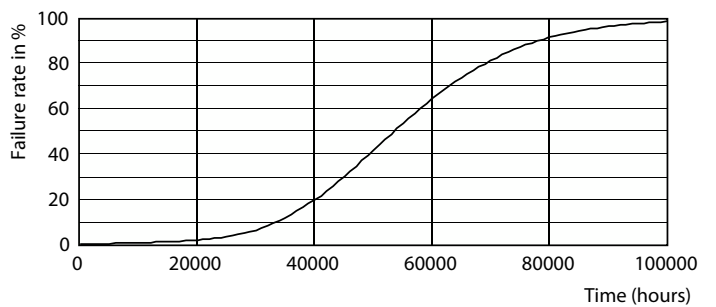


General uniform lighting - CorePro LEDtube 1200mm 15.5W 865 T8

Lifetime



Lumen Maintenance Diagram - CorePro LEDtube 1200mm 15.5W 865 T8



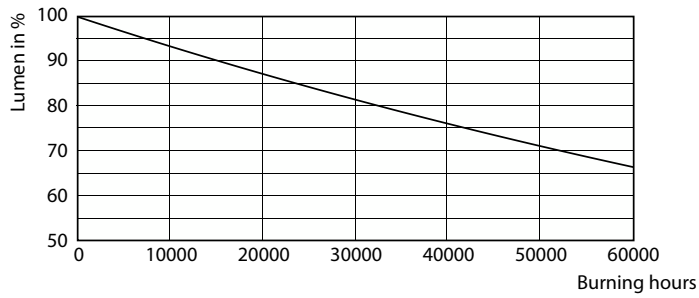
Life Expectancy Diagram - CorePro LEDtube 1200mm 15.5W 865 T8

CorePro LEDtube EM/Mains T8

Lifetime

Life Expectancy Diagram - CorePro LEDtube 1200mm 15.5W 865 T8

Life Expectancy Diagram - CorePro LEDtube 1200mm 15.5W 865 T8



Lumen Maintenance Diagram - CorePro LEDtube 1200mm 15.5W 865 T8

