



MASTERC colour CDM-TC Elite Light Boost

MASTERC colour CDM-TC Elite Light Boost 70W/930 G8.5

Compact, single-ended, very high-efficiency, long-life Ceramic Metal Halide discharge lamp producing crisp white sparkling light with high color rendering; enables adjustable light levels

Product data

• General Characteristics

Cap-Base	G8.5
Bulb	T14 [T 14 mm]
Bulb Finish	Clear
Operating Position	any [Any or Universal (U)]
Life to 5% failures	7500 hr
Life to 10% failures	9000 hr
Life to 20% failures	11000 hr
Life to 50% failures	15000 hr
Lamp Life at 50% power	15000 (min) hr

• Light Technical Characteristics

Color Code	930 [CCT of 3000K]
Color Rendering Index	92 (min), 95 (nom) Ra8
CRI @ 50% power	79 -
Color Designation (text)	Warm White
Color Temperature	3000 K
Color Temperature Technical	3100 K
Colour Temp. @ 50% power	2900 K
Luminous Flux Lamp EL	7650 Lm
Luminous Flux @ 50% power	3300 Lm
Luminous Efficacy Lamp EL	104 Lm/W
Luminous Efficacy @ 50% power	89 Lm/W
Lumen Maintenance EL 2000h	94 %
Lumen Maintenance EL 5000h	88 %

Lumen Maintenance EL 10000h	83 %
Lumen Maintenance EL 12000h	82 %
Lumen Maintenance EL 15000h	80 %
Chromaticity Coordinate X	0.427 -
Chromaticity Coordinate Y	0.396 -
Chrom. Coord. X @ 50% power	0.442 -
Chrom. Coord. Y @ 50% power	0.407 -

• Electrical Characteristics

System Power EL	83 W
System Power EL at 50% power	42 W
Lamp Wattage	70 W
Lamp Wattage EL 25°C, Rated	73.0 W
Lamp Wattage EL 25°C, Nominal	70.0 W
Lamp Wattage EL at 50% power	37 W
Lamp Voltage	90 V
Lamp Voltage at 50% power	88 V
Lamp Current EL	0.812 A
Lamp Current EL at 50% power	0.450 mA
Ignition Time	30 (max) s
Run-up time 90%	3 (max) min
Ignition Peak Voltage	3500 (min) V

PHILIPS

MASTERColour CDM-TC Elite Light Boost

Re-ignition Time [min]	15 (max) min
Dimmable	Yes
Fade-up time	1 s
Fade-down time	1 s
100%-65%	
Fade-down time	60 s
65%-50%	

Diameter D	15 (max) mm
Light Center Length L	51 (min), 52 (nom), 53 (max) mm
Arc Length O	6 mm
Light Center Length L [inch]	2 in
Overall Length C	3.34 (max) in
[inch]	
Diameter D [inch]	0.57 in

• Environmental Characteristics

Energy Efficiency Label (EEL)	A+
Mercury (Hg) Content	5.6 mg
Energy consumption kWh/1000h	80 kWh

• UV-related Characteristics

Damage Factor D/fc PET (NIOSH)	0.2 - 8 (min) h500lx
--------------------------------	----------------------

• Luminaire Design Requirements

Pinch Temperature	300 (max) C
Bulb Temperature	550 (max) C

• Product Dimensions

Overall Length C	85 (max) mm
------------------	-------------

• Product Data

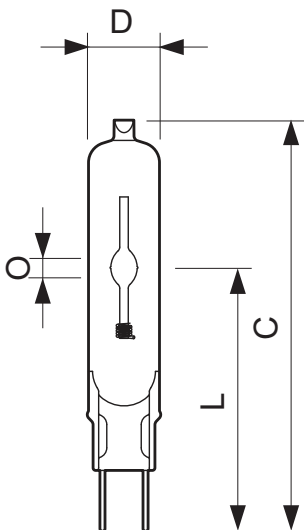
Order code	928192105131
Full product code	928192105131
Full product name	MASTERColour CDM-TC Elite Light Boost 70W/930 G8.5
Order product name	MC CDM-TC Elite Light Boost 70W/930 G8.5
Pieces per pack	1
Packing configuration	12
Packs per outerbox	12
Bar code on pack - EAN1	8727900938920
Bar code on outerbox - EAN3	8727900938937
Logistic code(s) - 12NC	928192105131
ILCOS code	MT/UB-70/930-H-G8.5-17/85
Net weight per piece	0.009 kg

Warnings and Safety

- Use only in totally enclosed luminaire, even during testing (IEC61167, IEC 62035, IEC60598)
- The luminaire must be able to contain hot lamp parts if the lamp ruptures

- Use only with electronic control gear
- Control gear must include end-of-life protection (IEC61167, IEC 62035)

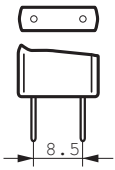
Dimensional drawing



MASTERColour CDM-TC Elite Light Boost 70W/930 G8.5

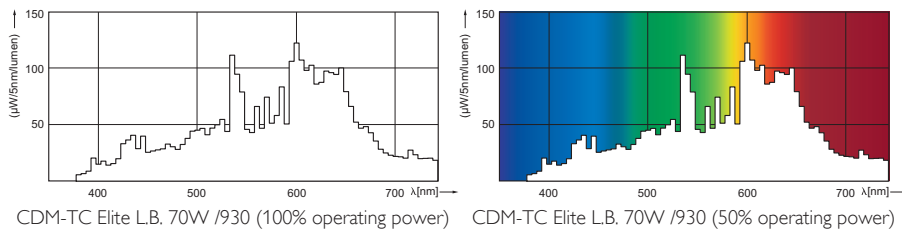
Product	C (Max)	D (Max)	L (Min)	L (Norm)	L (Max)	O (Min)	O (Norm)	O (Max)
CDM-TC Elite Light Boost 70W/930 G8.5	85	15	51	52	53	-	6	-

Dimensional drawing



G8.5

Photometric data



© 2014 Koninklijke Philips N.V. (Royal Philips)
All rights reserved.

Specifications are subject to change without notice. Trademarks are the property of Koninklijke Philips N.V. (Royal Philips) or their respective owners.

www.philips.com/lighting

2014, March 26
data subject to change