



MASTERColour CDM-R Elite

MASTERColour CDM-R Elite 35W/930 E27 PAR30L 30D

Compact, very high-efficiency, long-life Ceramic Metal Halide discharge reflector lamp producing crisp white sparkling light with high color rendering

Warnings and Safety

- Use only with electronic control gear
- Control gear must include end-of-life protection (IEC61167, IEC 62035)
- A lamp breaking is extremely unlikely to have any impact on your health. If a lamp breaks, ventilate the room for 30 minutes and remove the parts, preferably with gloves. Put them in a sealed plastic bag and take it to your local waste facilities for recycling. Do not use a vacuum cleaner.

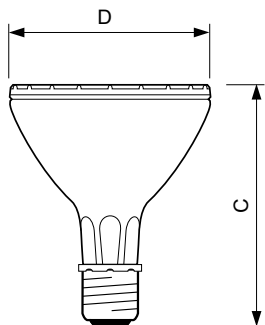
Product data

| General Information | | Beam Description | |
|----------------------------|-----------------------------------|---------------------------------------|-----------------|
| Cap-Base | E27 [E27] | Beam Description | Flood |
| Operating Position | UNIVERSAL [Any or Universal (U)] | Color Designation | Warm White (WW) |
| Life to 5% Failures (Nom) | 9000 h | Lumen Maintenance 12000 h (Nom) | 82 % |
| Life To 10% Failures (Nom) | 5500 h | Lumen Maintenance 2000 h (Nom) | 94 % |
| Life to 20% Failures (Nom) | 12000 h | Lumen Maintenance 4000 h (Nom) | 90 % |
| Life to 50% Failures (Nom) | 15000 h | Design Mean Lumens | 2000 lm |
| Switching Cycle | 1350X | Chromaticity Coordinate X (Nom) | 0.437 |
| Light Technical | | Chromaticity Coordinate Y (Nom) | 0.400 |
| Color Code | 930 [CCT of 3000K] | Correlated Color Temperature (Nom) | 3000 K |
| Beam Angle (Nom) | 30 ° | Luminous Efficacy (rated) (Nom) | 69 lm/W |
| Beam Angle Technical (Nom) | 30 ° | Color Rendering Index (Min) | 88 |
| Luminous Intensity (Nom) | 8000 cd | Color Rendering Index (Nom) | 91 |
| | | LLMF At End Of Nominal Lifetime (Nom) | 80 % |

MASTERColour CDM-R Elite

| | |
|-----------------------------------|---------|
| Luminous Flux in 90° Cone (Rated) | 2400 lm |
| Operating and Electrical | |
| Power (Nom) | 39.1 W |
| Lamp Current (EM) (Nom) | 0.450 A |
| Ignition Supply Voltage (Min) | 198 V |
| Re-Ignition Time (Min) (Max) | 15 min |
| Warm Up Time to 60% Light (Nom) | 120 s |
| Ignition Time (Max) | 30 s |
| Voltage (Max) | 96 V |
| Voltage (Min) | 80 V |
| Voltage (Nom) | 88 V |
| Controls and Dimming | |
| Dimmable | No |
| Run-Up Time 90% (Max) | 3 min |
| Mechanical and Housing | |
| Bulb Finish | Clear |
| Approval and Application | |
| Energy Efficiency Label (EEL) | A |

Dimensional drawing



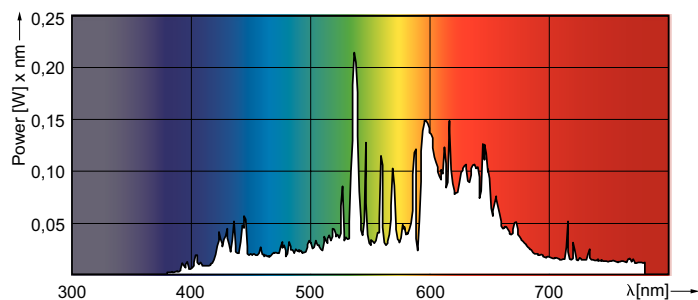
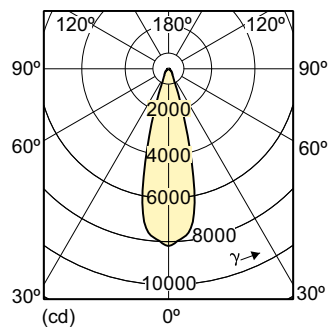
CDM-R Elite 35W/930 E27 PAR30L 30D

| | |
|--------------------------------------|--|
| Mercury (Hg) Content (Nom) | 4.7 mg |
| Energy Consumption kWh/1000 h | 43 kWh |
| Luminaire Design Requirements | |
| Bulb Temperature (Max) | 300 °C |
| Cap-Base Temperature (Max) | 200 °C |
| Product Data | |
| Full product code | 871829124194200 |
| Order product name | MASTERColour CDM-R Elite 35W/930 E27 PAR30L 30D |
| EAN/UPC - Product | 8718291241942 |
| Order code | 928108200630 |
| Numerator - Quantity Per Pack | 1 |
| Numerator - Packs per outer box | 6 |
| Material Nr. (12NC) | 928108200630 |
| Net Weight (Piece) | 0.220 kg |
| ILCOS Code | MRS/UB-35/930-H-E27-95/125/30 |

| Product | D (max) | C (max) |
|---|---------|---------|
| MASTERColour CDM-R Elite 35W/930 E27 PAR30L 30D | 97 mm | 123 mm |

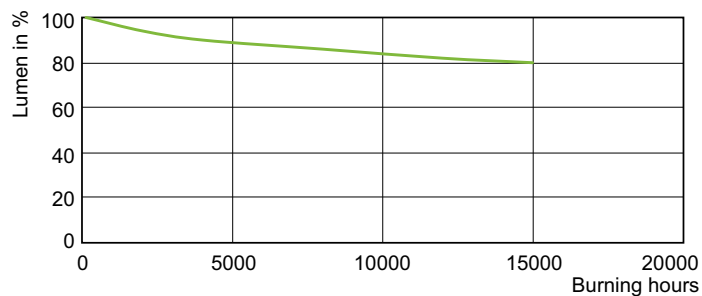
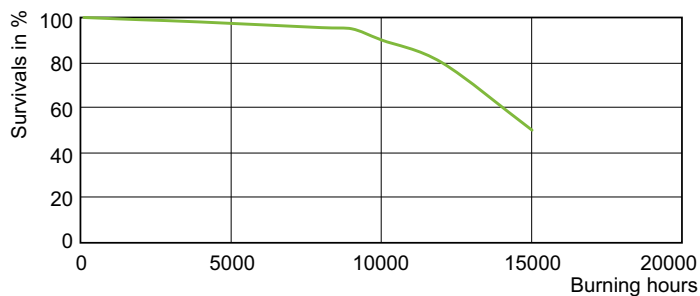
MASTERColour CDM-R Elite

Photometric data



LDLD_CDM-R-E_0001-Light distribution diagram

Lifetime



LDLE_CDM-R-E_930_PAR30L-Life expectancy diagram

