

PRODUCT DATASHEET

PIN 28 320 ° 2.6 W/2700 K GY6.35

LED PIN 12 V | Low-voltage 12 V LED lamps with retrofit pin base



Areas of application

- Decorative applications
- Atmospheric accent lighting throughout the home
- Outdoor use in suitable outdoor luminaires only

Product benefits

- Variable use at Direct Current and Alternating Current
- Good all-around light emission
- Ideal for decorative and free-burning applications
- Long lifetime of up to 15,000 h
- Three year guarantee

Product features

- Compatible with many common conventional and electronic control gears (see also compatibility list)
- LED alternative to low voltage halogen lamps
- Base: G4, GY6.35



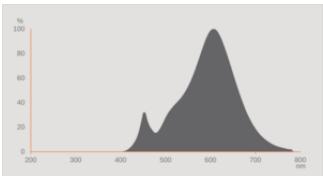
TECHNICAL DATA

Electrical data

Nominal wattage	2.6 W
Construction wattage	2.60 W
Nominal voltage	12 V
Claimed equiv. conventional lamp power	28 W
Nominal current	350 mA
Type of current	AC/DC
Inrush current	20.3 A
Operating frequency	50/60 Hz
Mains frequency	50/60 Hz
Max. lamp no. on circuit break. 10 A (B)	29
Max. lamp no. on circuit break. 16 A (B)	37
Total harmonic distortion	< 120 %
Power factor λ	> 0.50

Photometrical data

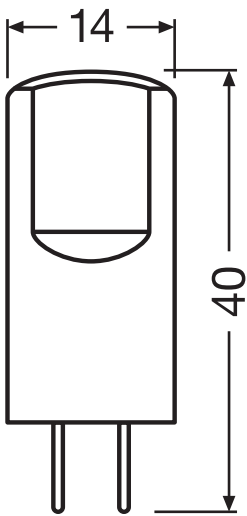
Luminous flux	300 lm
Nominal useful luminous flux 90°	300 lm
Luminous efficacy	115 lm/W
Lumen main.fact.at end of nom.life time	0.70
Light color (designation)	Warm White
Color temperature	2700 K
Color rendering index Ra	≥80
Light color	827
Standard deviation of color matching	≤6 sdcn
Rated LLMF at 6,000 h	0.80
Flickering metric (Pst LM)	≤1
Stroboscope effect metric (SVM)	≤0.4



Light technical data

Beam angle	320 °
Warm-up time (60 %)	< 0.50 s
Starting time	< 0.5 s
Rated beam angle (half peak value)	320.00 °

Dimensions & Weight



Overall length	40.00 mm
Diameter	14,0 mm
Maximum diameter	14 mm
Product weight	4.4 g

Temperatures & operating conditions

Ambient temperature range	-20...+40 °C
Maximum temperature at tc test point	78 °C

Lifespan

Lifespan	15000 h
Number of switching cycles	100000
Lumen maintenance at end of serv	0.70
Rated lamp survival factor at 6,000	≥ 0.90

Additional product data

Base (standard designation)	GY6.35
Mercury content	0.0 mg
Mercury-free	Yes
Design / version	Clear
Product remark	All technical parameters apply to the entire lamp / Due to the complex production process for light-emitting diodes, the typical values shown for the technical LED parameters are purely statistical values that do not necessarily match the actual technical parameters of each individual product, which can vary from the typical value

Capabilities

Dimmable	No
----------	----

Certificates & Standards

Energy efficiency class	F 1)
Energy consumption	3.00 kWh/1000h
Type of protection	IP20
Standards	CE / EAC
Photobiological safety group acc. to EN62778	RG1

1) Energy efficiency class (EEC) on a scale of A (highest efficiency) to G (lowest efficiency)

Country-specific categorizations

Order reference	LEDPIN30 CL 2,6
-----------------	-----------------

LOGISTICAL DATA

Temperature range at storage	-20...+80 °C
------------------------------	--------------

Energy labelling regulation data acc EU 2019/2015


Lighting technology used	LED
Non-directional or directional	NDLS
Mains or non-mains	NMLS
Light source cap-type (or other electric interface)	GY6.35
Connected light source (CLS)	No
Color-tuneable light source	No
Envelope	No
High luminance light source	No
Anti-glare shield	No

Correlated colour temperature type	SINGLE_VALUE
Standby power	0.00
Networked standby power for CLS	0 W
Claim of equivalent power	Yes
Length	40.00 mm
Height	14,0 mm
Width	14,0 mm
Chromaticity coordinate x	0.458
Chromaticity coordinate y	0.410
R9 Colour rendering index	1
Beam angle correspondence	SPHERE_360
Survival factor	0.90
Displacement factor	0.5
LED light source replaces a fluorescent light source	No
EPREL ID	1403250,522867,1368310
Model number	AC32108,AC45790,AC24749

Safety advice

- To ensure full light efficiency and product lifetime, it is recommended to detach any glass or cover of the luminaire.

DOWNLOAD DATA

DOWNLOAD DATA	
	Declarations Of Conformity CE

LOGISTICAL DATA

Product code	Packaging unit (Pieces/Unit)	Dimensions (length x width x height)	Gross weight	Volume
4058075432123	Folding box 1	20 mm x 49 mm x 95 mm	11.40 g	0.09 dm ³
4058075432130	Shipping box 10	119 mm x 109 mm x 104 mm	149.00 g	1.35 dm ³
4058075622678	Shipping box 6	109 mm x 79 mm x 104 mm	100.40 g	0.90 dm ³
4058075432147	Shipping box 80	256 mm x 236 mm x 237 mm	1580.00 g	14.32 dm ³

Product code	Packaging unit (Pieces/Unit)	Dimensions (length x width x height)	Gross weight	Volume
4058075622685	Shipping box 48	236 mm x 176 mm x 237 mm	1116.00 g	9.84 dm ³

The mentioned product code describes the smallest quantity unit which can be ordered. One shipping unit can contain one or more single products. When placing an order, for the quantity please enter single or multiples of a shipping unit.

References / Links

- For Guarantee see www.osram-lamps.com/guarantee
- For further products and actual information concerning LED lamps see www.osram-lamps.com/led-lamps

DISCLAIMER

Subject to change without notice. Errors and omission excepted. Always make sure to use the most recent release.